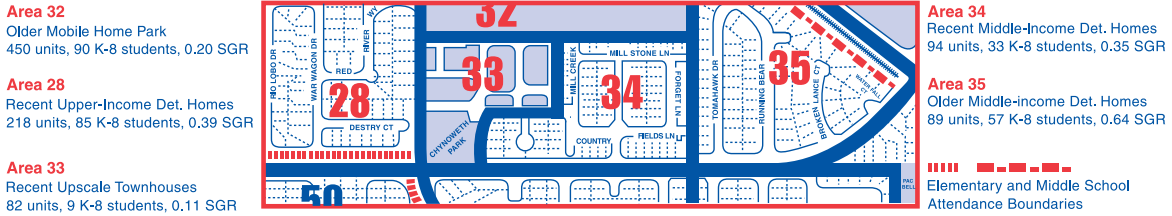


ENROLLMENT PROJECTION CONSULTANTS

Providing School Districts with Accurate Enrollment Forecasts by Location



Superintendent Sean McPhetridge, Ed.D.
 Cabrillo Unified School District
 498 Kelly Ave.
 Half Moon Bay, CA 94019

March 28, 2023

Dear Superintendent McPhetridge:

This letter describes some attendance boundary considerations for the purpose of reducing the severity of the enrollment differences between Farallone View, El Granada and Hatch. The “resident” TK-5 student totals, which are for the attendance area where your students live regardless of the schools attended, changed significantly between these schools due to attendance area changes implemented for 2020-21. Those changes shifted the “Moonridge” and “South Main Street” areas from Farallone View and El Granada, respectively, to Hatch due to Hatch being so much closer for those students. (The “South Main Street” area is within walking distance of Hatch and “Moonridge” students no longer need to be driven right by Hatch to get to the much farther away Farallone View.) Also shifted was the “Highway 92” area from being assigned to El Granada to the students having the choice between El Granada and Hatch, with those students now split almost equally in enrollment between El Granada and Hatch.

What has happened since 2020-21 is that the resident TK-5 totals have declined in all three of these attendance areas, with the main concern being the change for Farallone View, which also has a significant current net loss between its resident and attending totals (in students attending other schools, including for Special Education at El Granada and the dual language program at Hatch). With a further resident TK-5 student decline forecast for Farallone View in the next three years, I am providing some possible attendance boundary changes that would increase the projected Farallone View enrollments and lower Hatch’s projected enrollments.

With the resident numbers of the “Highway 92” students parsed based on the current attending percentages, here are the key findings from our forecast study reports in 2020-21 and 2022-23 for the three main current attendance areas:

October 2022 Farallone View resident TK-5 students forecast from 2020-21 =	211
Actual October 2022 Farallone View resident TK-5 students (including six in TK) =	196
Actual October 2022 Farallone View attending TK-5 students (with no TK students) =	165 (31 below resident)
Projected October 2025 Farallone View resident TK-5 students =	178 (decline by 18)

October 2022 El Granada resident TK-5 students forecast from 2020-21 =	334
Actual October 2022 El Granada resident TK-5 students =	326
Actual October 2022 El Granada attending TK-5 students =	316 (ten below resident)
Projected October 2025 El Granada resident TK-5 students =	319 (decline by seven)

October 2022 Hatch resident TK-5 students forecast from 2020-21 =	568
Actual October 2022 Hatch resident TK-5 students =	525
Actual October 2022 Hatch attending TK-5 students =	539 (14 above resident)
Projected October 2025 Hatch resident TK-5 students =	544 (increase by 19)

As TK expands to being eligible to all four-year-olds as of September 2 starting in 2025-26, I assume you will have TK classes then at each of Farallone View, El Granada and Hatch, but the addition of a TK class at Farallone View

would only partly offset, in the enrollment, the projected 18 resident student decline in TK-5. If you continue to have a net outflow to other schools of 25 students in K-5 from Farallone View for its current attendance area, then the enrollment there in 2025-26 probably still will be below 170, and potentially below 150, while El Granada's enrollment could stay above 270 and Hatch's could exceed 580.¹ This would be a larger continuing imbalance between these three schools than the District prefers.

There is a two-step process needed in considering attendance area changes to lessen these projected differences between especially Farallone View and Hatch. Due to the location of these three schools and with the assumption that you do not want either (1) students who could easily (not just possibly) walk to their current school being shifted to another school and (2) students needing to drive by a school to get to a school farther away, any Farallone View additions need to come from the current northern El Granada area. Where within that area this change should occur is the first step to consider. Once that decision is made, then the degree that El Granada should add an area or areas from Hatch, both to offset those losses to Farallone View and to reduce the Hatch numbers, should be considered. We cover these two steps in that order in the rest of this document.

Two alternatives are being presented for a shift from El Granada to Farallone View. These are shown on the maps of the northern part of the district on the following three pages, with page 3 having the current boundary and pages 4 and 5 having the alternatives. Alternative One moves the Pillar Ridge mobile home park to Farallone View while creating a cleaner boundary in Princeton (i.e., shifts two homes, along with a few small businesses, on the north side of Cornell Avenue into El Granada, which is where the adjacent Princeton homes already are assigned). Alternative Two has all addresses on Vallejo Street that are west from Avenue Balboa, along with all addresses north of there, shifted to Farallone View, along with all address north of, but not including, Vallejo Street that are east of Avenue Balboa. This potential boundary would split fewer adjacent homes than any other new location within the El Granada community. Any boundary alternative south of there would be between more adjacent homes and approaching what could be considered "easy" walking distance from El Granada school. Alternative Two also shifts the boundary west of Highway 1 to the middle of Capistrano Road up to the junction with Prospect Way, with no residences being shifted in that vicinity, but this creates a cleaner boundary.

The current and approximate projected resident TK-5 totals, along with any relevant notes on enrollment differences, in these possible shifted areas are described underneath the maps for these alternatives. The enrollment results of these alternatives without compensating shifts to El Granada from the current Hatch area could be in the vicinities of²:

No Boundary Changes for Farallone View: Enrollments around 150 in 2025-26 and no more than 200 in 2027-28
No Boundary Changes for El Granada: Enrollments around 290 in 2025-26 and around 270 in 2027-28

Alternative One for Farallone View: Enrollments around 200 in 2025-26 and no more than 250 in 2027-28
Alternative One for El Granada: Enrollments around 240 in 2025-26 and around 220 in 2027-28

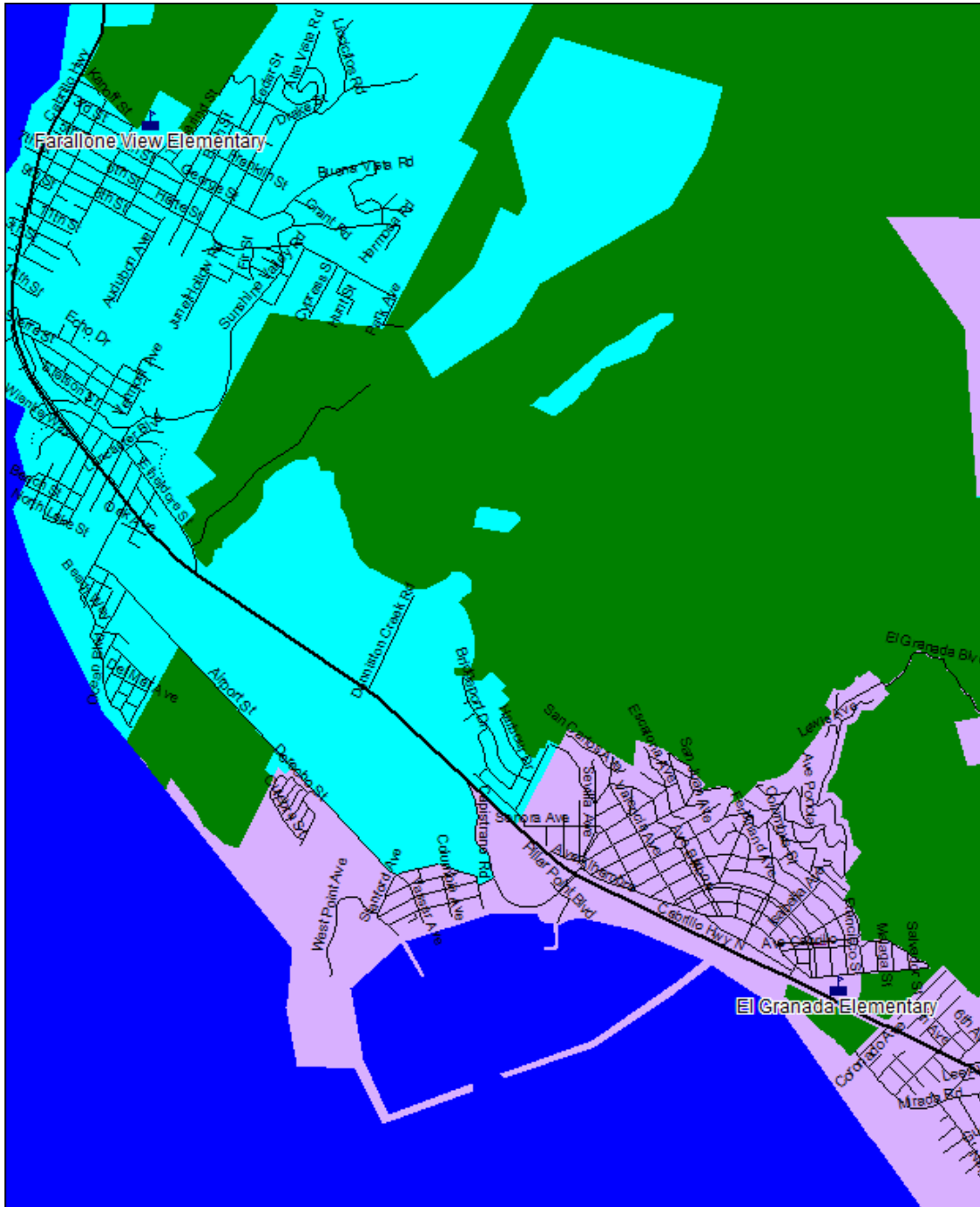
Alternative Two for Farallone View: Enrollments around 170 in 2025-26 and no more than 220 in 2027-28
Alternative Two for El Granada: Enrollments around 270 in 2025-26 and around 250 in 2027-28

With any potential boundary south of Vallejo Street not appearing to be appropriate and the Alternative Two boundary only creating potential maximum Farallone View enrollments that are below 220, Alternative One is recommended.

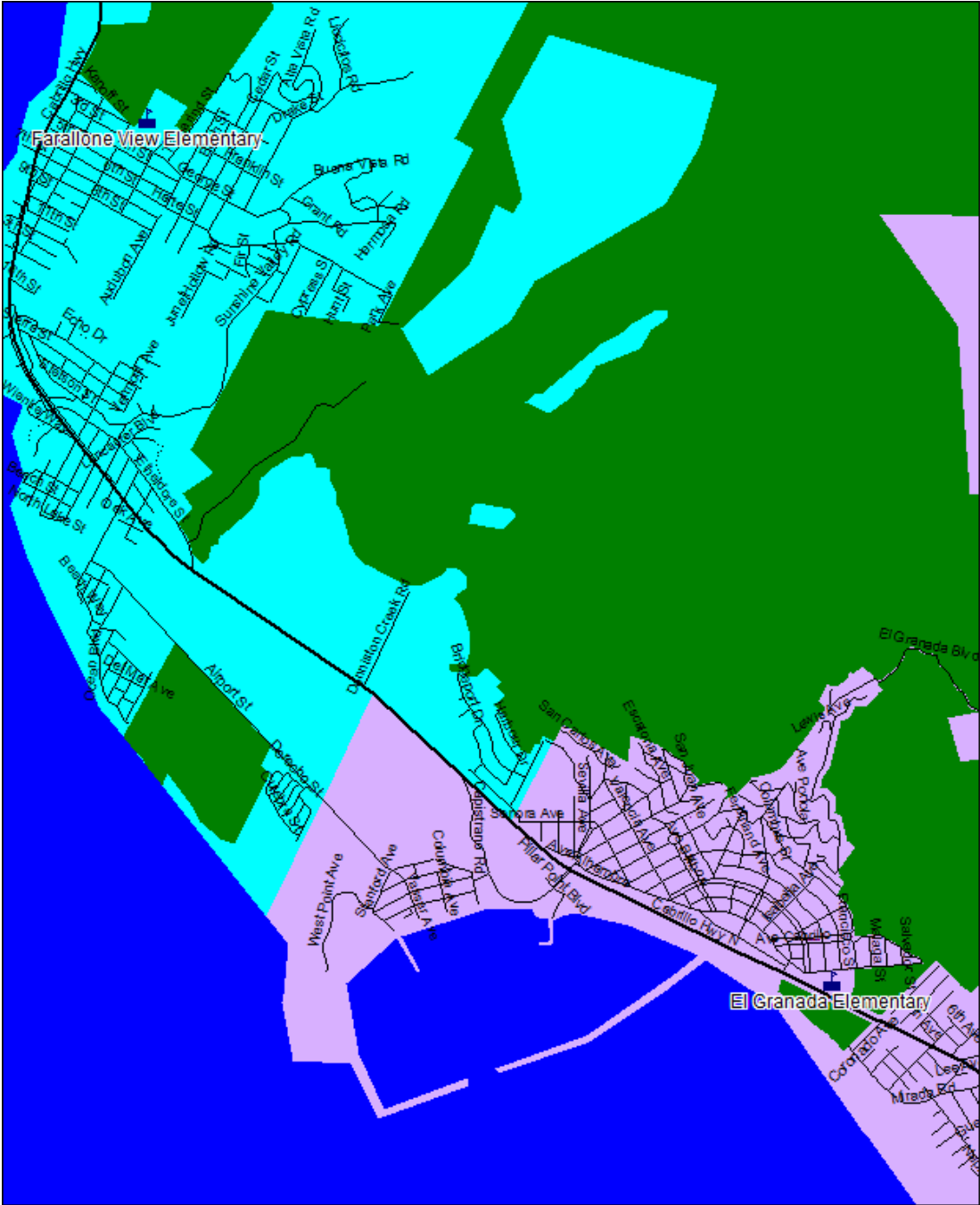
¹ The only notable projected housing development in the current Farallone View area, which may not occur until 2026, is forecast to provide around 35 elementary students by 2027 and those will be added while the TK-5 total from the rest of that area may have declined further. A few of the students from those new homes are likely to attend other CUSD elementary schools due to the programs at those schools. All of the projected 2025-26 and 2027-28 amounts for each school include the growth in TK students.

² These figures are assuming (A) there will be a TK class at Farallone View starting in no later than 2025-26 and (B) that most of the other current intra-district patterns, especially those due to Special Education being at El Granada and the dual language program being at Hatch, will continue. Two exceptions are assumptions for the future that (C) more Highway 92 students will opt for Hatch if that option continues and (D) more of the students from the South Main Street area will be enrolled Hatch. Both of these assumptions are because most students from these areas who are still enrolled at El Granada from before the 2020-21 boundary change will soon graduate into Cunha. Within these caveats, the "around" figures have possible deviations by up to 20 students in 2025-26 and up to 40 students in 2027-28 for Hatch and El Granada. This is due to issues such as consequentially larger-or-smaller-than-forecast kindergarten totals possibly occurring in these schools. The "no more than" figures are maximums.

MAP OF CURRENT SCHOOL BOUNDARY BETWEEN FARALLONE VIEW AND EL GRANADA



MAP OF ALTERNATIVE ONE FOR SCHOOL BOUNDARY BETWEEN FARALLONE VIEW AND EL GRANADA



Alternative One: Pillar Ridge has 94 current CUSD-enrolled TK-5 students, but 34 of these are attending Hatch, presumably due to the dual language program there, and others may be either “grandfathered” or staying enrolled in Special Education at El Granada in 2023-24, so the enrollment gain for Farallone View in 2025-26 may be close to 45 students and may never exceed 60. There are no current students in the two homes and a few small businesses on the north side of Cornell Avenue that would be shifted to El Granada.

MAP OF ALTERNATIVE TWO FOR SCHOOL BOUNDARY BETWEEN FARALLONE VIEW AND EL GRANADA



Alternative Two: This has the “cleanest” potential new boundary line in northernmost El Granada that would avoid splitting too many neighboring homes between El Granada and Farallone View while perhaps shifting (barely) enough students. There are 42 current TK-5 students in this area, of which nine (21%) attend Hatch and five already attend Farallone View. Whether all of the other 28, or a future total in that vicinity, would attend Farallone View is an issue. The northernmost tip of the El Granada community that currently is assigned to Farallone View has nine of the 30 K-5 students there (30%) attending El Granada instead, along with four (13%) attending Hatch, and any additional part of that community shifted to Farallone View could have similar ratios requesting to attend El Granada and Hatch.

Considering the locations of El Granada and Hatch, with the assumption that you do not want either (1) students who could easily (not just possibly) walk to their current school being shifted to another school and (2) students needing to drive by a school to get to a school farther away, any shifts to El Granada should come from the northern Hatch area.

Three alternatives, with the potential to combine these alternatives, are being presented for a shift from Hatch to El Granada. These are shown on the maps of the central part of the district, with page 8 having the current boundary and pages 9 to 12 having the alternatives being presented. Alternative One for a Hatch-to-El-Granada shift returns the Highway 92 choice area to being assigned solely to El Granada. Alternative Two keeps the Highway 92 choice area between El Granada and Hatch, while shifting the rest of the current Hatch area that is north of Highway 92 and east of Highway 1 (including addresses on the north and east sides of those highways) to El Granada. Alternative Three shifts the current Hatch area that is west of Highway 1 and north from Kehoe Avenue (including all Kehoe addresses and any addresses on the west side of Highway 1 and north of Kehoe) to El Granada.

The enrollment results of these alternatives for Hatch and El Granada could be the vicinities of:

No Boundary Changes for Hatch: Hatch enrollments around 580 in 2025-26 and 590 in 2027-28

Alternative One from Hatch to El Granada: This could shift around 25 enrolled students in 2025-26 and 30 enrolled students in 2027-28 from Hatch to El Granada (including student growth in this area caused by additional mobile homes planned for Hilltop MHP; some students, however, may be enrolled in Hatch's dual enrollment program and thus would not become El Granada students). The results would be:

Hatch enrollments around 555 in 2025-26 and 560 in 2027-28

El Granada enrollments with Alternative One from EG to FV around 265 in 2025-26 and 250 in 2027-28

El Granada enrollments with Alternative Two from EG to FV around 295 in 2025-26 and 280 in 2027-28

Alternative Two from Hatch to El Granada: There are 24 current TK-5 students in this area being transferred, of which eight (surprisingly) are attending Farallone View, twelve are attending Hatch, two are attending Kings Mountain and one is attending each of El Granada and Alternative Education. Some of these Hatch students may be in the dual immersion program and they would stay enrolled at Hatch. The total attending the combination of Farallone View, Kings Mountain and Alternative Education, however, could decline slightly in the future. The enrollment gain for El Granada thus may be only around ten students in 2025-26 and 15 in 2027-28. This area being transferred does have projected TK-5 growth, including due to new housing that is possible on Upper Terrace Avenue. The projected results would be:

Hatch enrollments around 570 in 2025-26 and 575 in 2027-28

El Granada enrollments with Alternative One from EG to FV around 250 in 2025-26 and 235 in 2027-28

El Granada enrollments with Alternative Two from EG to FV around 280 in 2025-26 and 265 in 2027-28

Combining Alternatives One and Two from Hatch to El Granada: This could shift around 35 enrolled students in 2025-26 and around 45 enrolled students in 2027-28 from Hatch to El Granada. The results would be:

Hatch enrollments around 545 in both 2025-26 and 2027-28

El Granada enrollments with Alternative One from EG to FV around 275 in 2025-26 and 265 in 2027-28

El Granada enrollments with Alternative Two from EG to FV around 305 in 2025-26 and 295 in 2027-28

Alternative Three from Hatch to El Granada: There are 28 current TK-5 students in this potential transfer area, of which 18 are attending Hatch, six are attending El Granada, three are attending Kings Mountain and one is attending Farallone View. Some of these Hatch students may be in the dual immersion program and they would stay enrolled at Hatch. The enrollment gain for El Granada thus may be only around 15 students in 2025-26 and 20 in 2027-28. (This area being transferred does have a small amount of projected TK-5 growth due to the current student distribution through the grades, which is why the transferred amount rises). The results would be:

Hatch enrollments around 565 in 2025-26 and 570 in 2027-28
 El Granada enrollments with Alternative One from EG to FV around 255 in 2025-26 and 240 in 2027-28
 El Granada enrollments with Alternative Two from EG to FV around 285 in 2025-26 and 270 in 2027-28

If the District chooses the recommended Alternative One from El Granada to Farallone View, then only a combination of two of these alternatives from Hatch to El Granada may be sufficiently offsetting for El Granada, in which case I recommend the combining of Alternatives One and Two from Hatch to El Granada. If the District chooses Alternative Two from El Granada to Farallone View, then any one of these alternatives from Hatch to El Granada could be sufficiently offsetting for El Granada and in that case, I recommend Alternative One from Hatch to El Granada.


**Approximate Projected Total Elementary School Enrollments for Attendance Boundary Changes of
 Alternative One Between Farallone View and El Granada and
 Combined Alternatives One and Two Between El Granada and Hatch**

October of	Approximate Total TK-5 Enrollments				
	Farallone View	El Granada	Hatch	Kings Mountain	Alt. Education
2025	200	275	545	50-to-60	3-to-5
2027	<250	265*	545*	50-to-60	3-to-5

* If Farallone View has less than 235 students in 2027, then El Granada and/or Hatch totals could be slightly higher that year.

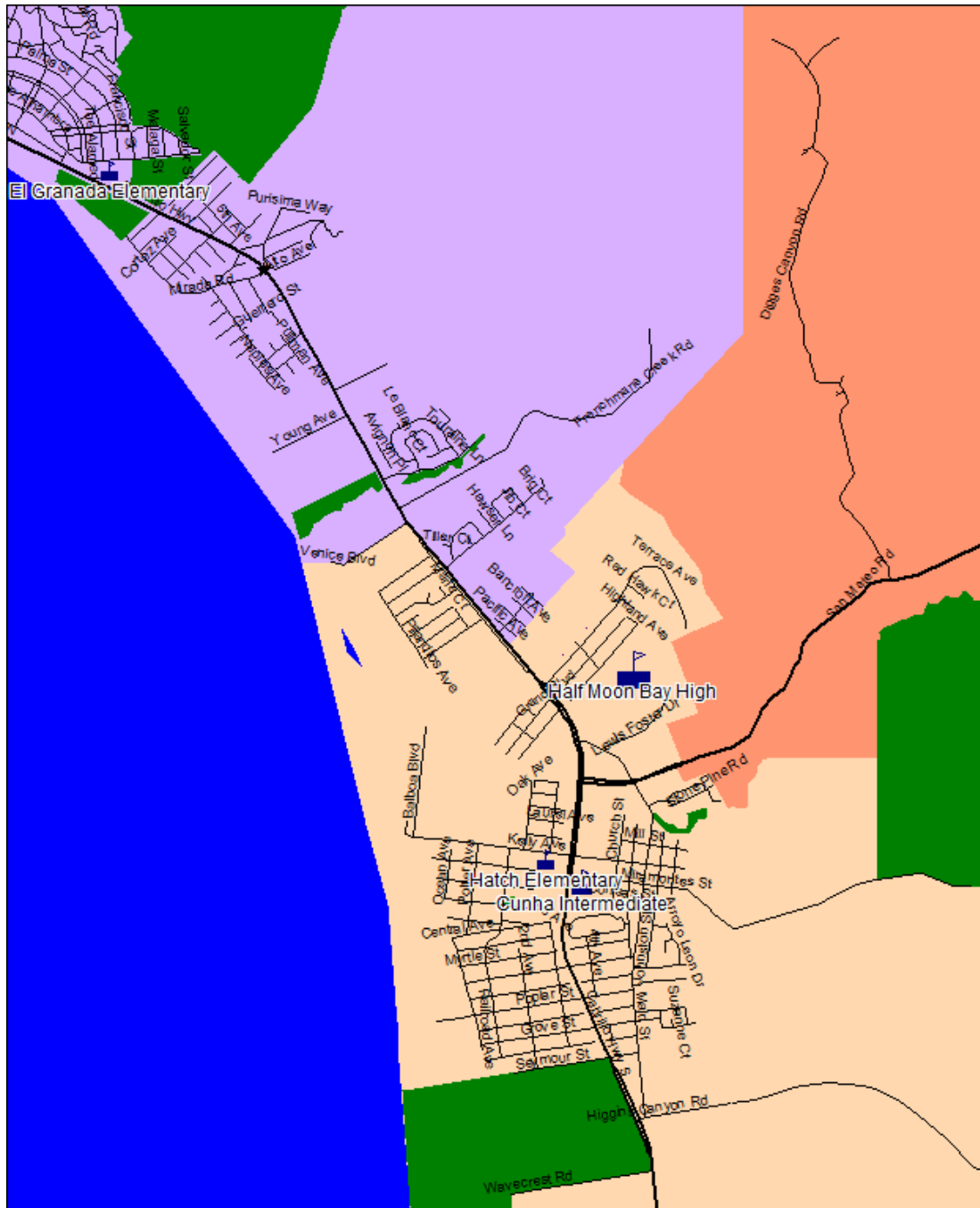
I hope this information is sufficient for the District to decide which attendance boundary changes are warranted.

Sincerely,



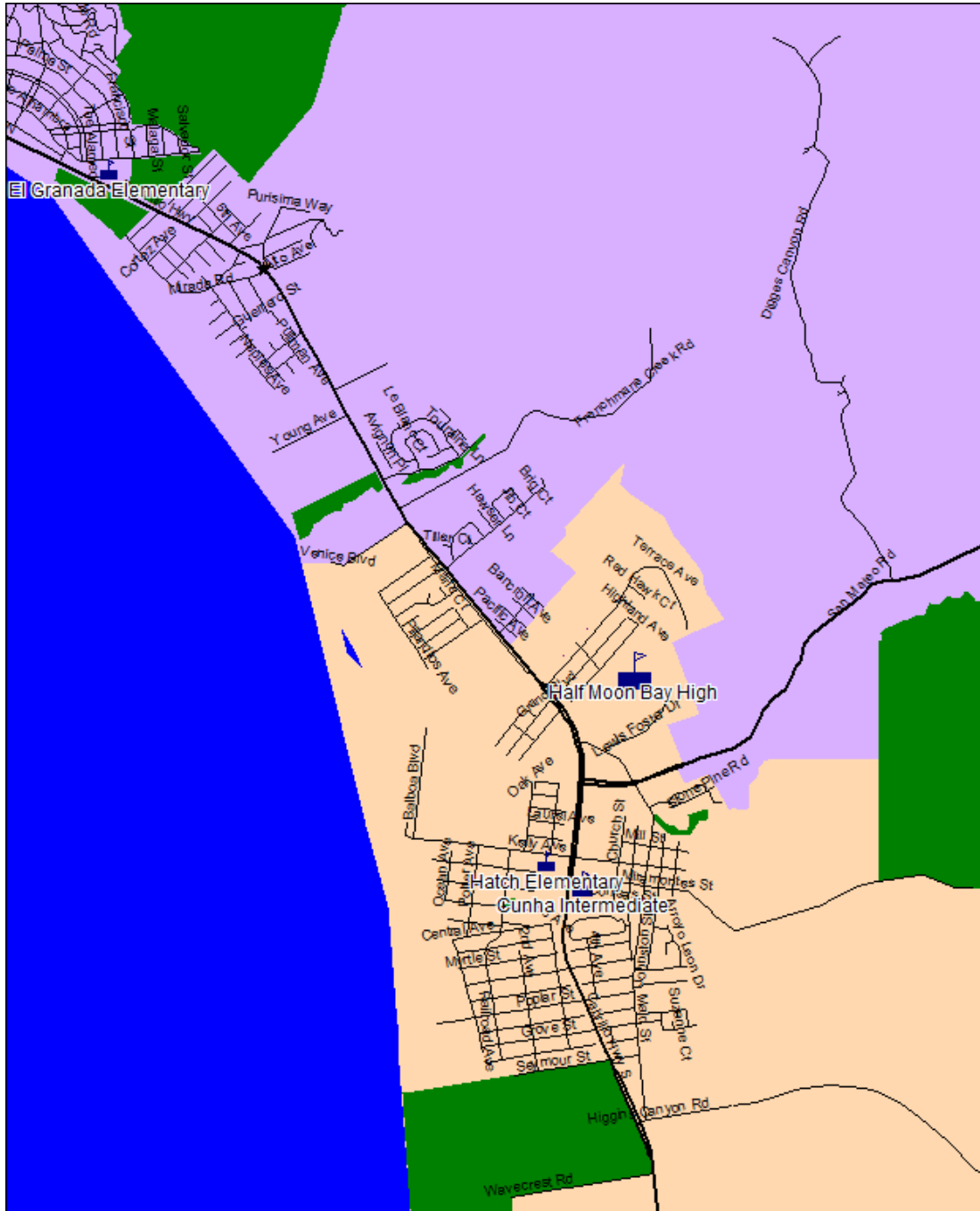
Thomas R. Williams, Partner in Enrollment Projection Consultants

MAP OF CURRENT SCHOOL BOUNDARY BETWEEN HATCH AND EL GRANADA

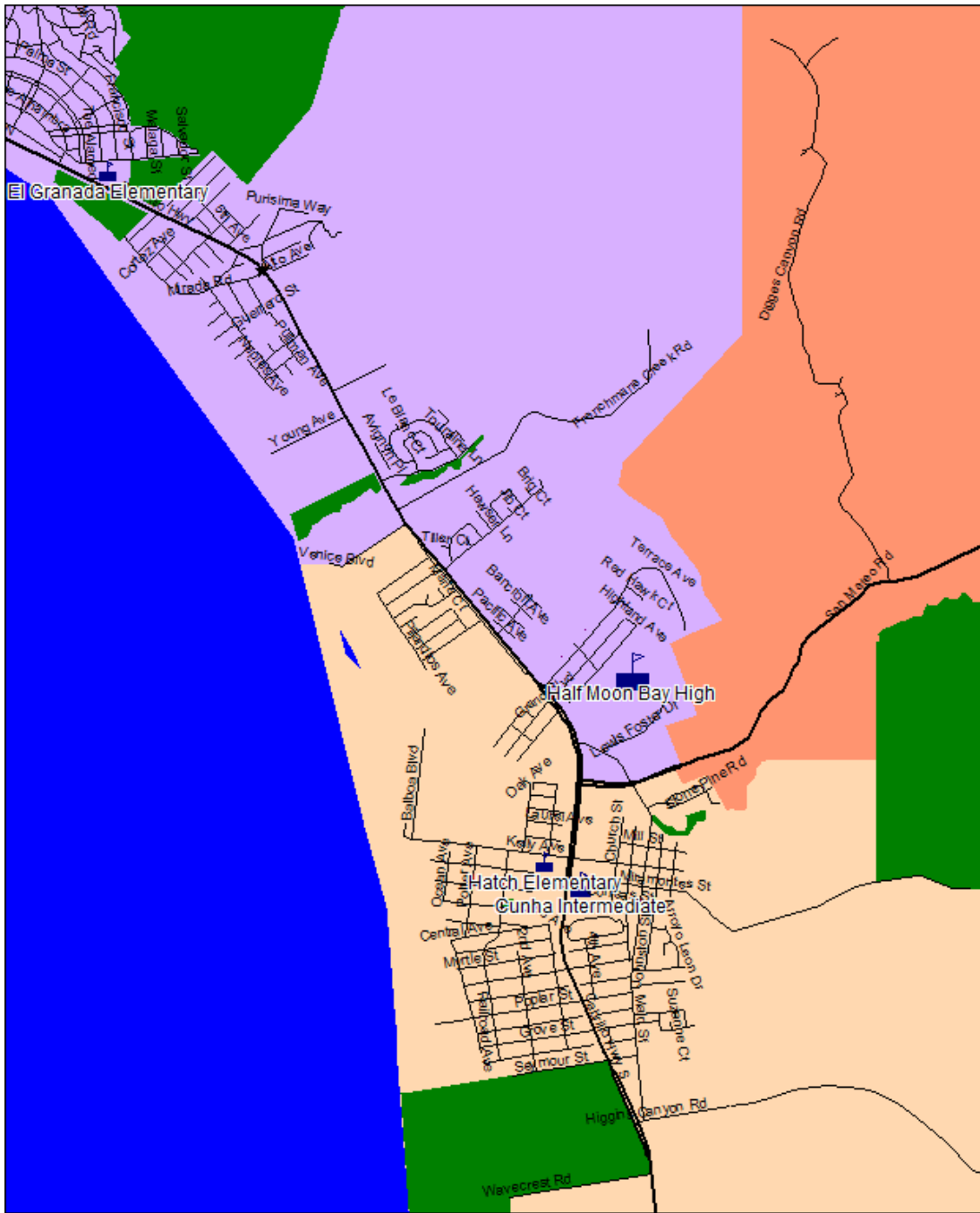


Note: Orange coloring is for the Highway 92 choice area for either Hatch or El Granada.

MAP OF ALTERNATIVE ONE FOR SCHOOL BOUNDARY BETWEEN HATCH AND EL GRANADA



MAP OF ALTERNATIVE TWO FOR SCHOOL BOUNDARY BETWEEN HATCH AND EL GRANADA



Note: Orange coloring is for the Highway 92 choice area for either Hatch or El Granada.

COMBINED ALTERNATIVES ONE AND TWO FOR SCHOOL BOUNDARY BETWEEN HATCH AND EL GRANADA

