

Current and Potential Alternative Attendance Areas

April 13, 2023, Board Presentation

by Thomas Williams of

Enrollment Projection Consultants

ATTENDANCE AREA CONSIDERATIONS TO LESSEN THE ENROLLMENT IMBALANCE

This PowerPoint show contains some attendance boundary considerations for the purpose of reducing the severity of the enrollment differences between Farallone View, El Granada and Hatch. The “resident” TK-5 student totals, which are for the attendance area where your students live regardless of the schools attended, changed significantly between these three schools due to attendance area changes implemented for 2020-21. Those changes shifted the “Moonridge” and “South Main Street” areas from Farallone View and El Granada, respectively, to Hatch due to Hatch being so much closer for those students. (The “South Main Street” area is within walking distance of Hatch and “Moonridge” students no longer need to be driven right by Hatch to get to the much farther away Farallone View.) Also shifted was the “Highway 92” area from being assigned to El Granada to the students having the choice between El Granada and Hatch, with those students now split almost equally in enrollment between El Granada and Hatch.

What has happened since 2020-21 is that the resident TK-5 totals have declined in all three of these attendance areas, with the main concern being the change for Farallone View, which also has a significant current net loss between its resident and attending totals (in students attending other schools, including for Special Education at El Granada and the dual language program at Hatch). With a further resident TK-5 student decline forecast for Farallone View in the next three years, I am providing some possible attendance boundary changes that would increase the projected Farallone View enrollments and lower Hatch’s projected enrollments.

As TK expands to being eligible to all four-year-olds as of September 2 starting in 2025-26, I assume you will have TK classes then at each of Farallone View, El Granada and Hatch, but the addition of a TK class at Farallone View would only partly offset, in the enrollment, the projected 18 resident student decline in TK-5. If you continue to have a net outflow to other schools of 25 students in K-5 from Farallone View for its current attendance area, then the enrollment there in 2025-26 probably still will be below 170, and potentially below 150, while El Granada’s enrollment could stay above 270 and Hatch’s could exceed 580. This would be a larger continuing imbalance between these three schools than the District prefers.

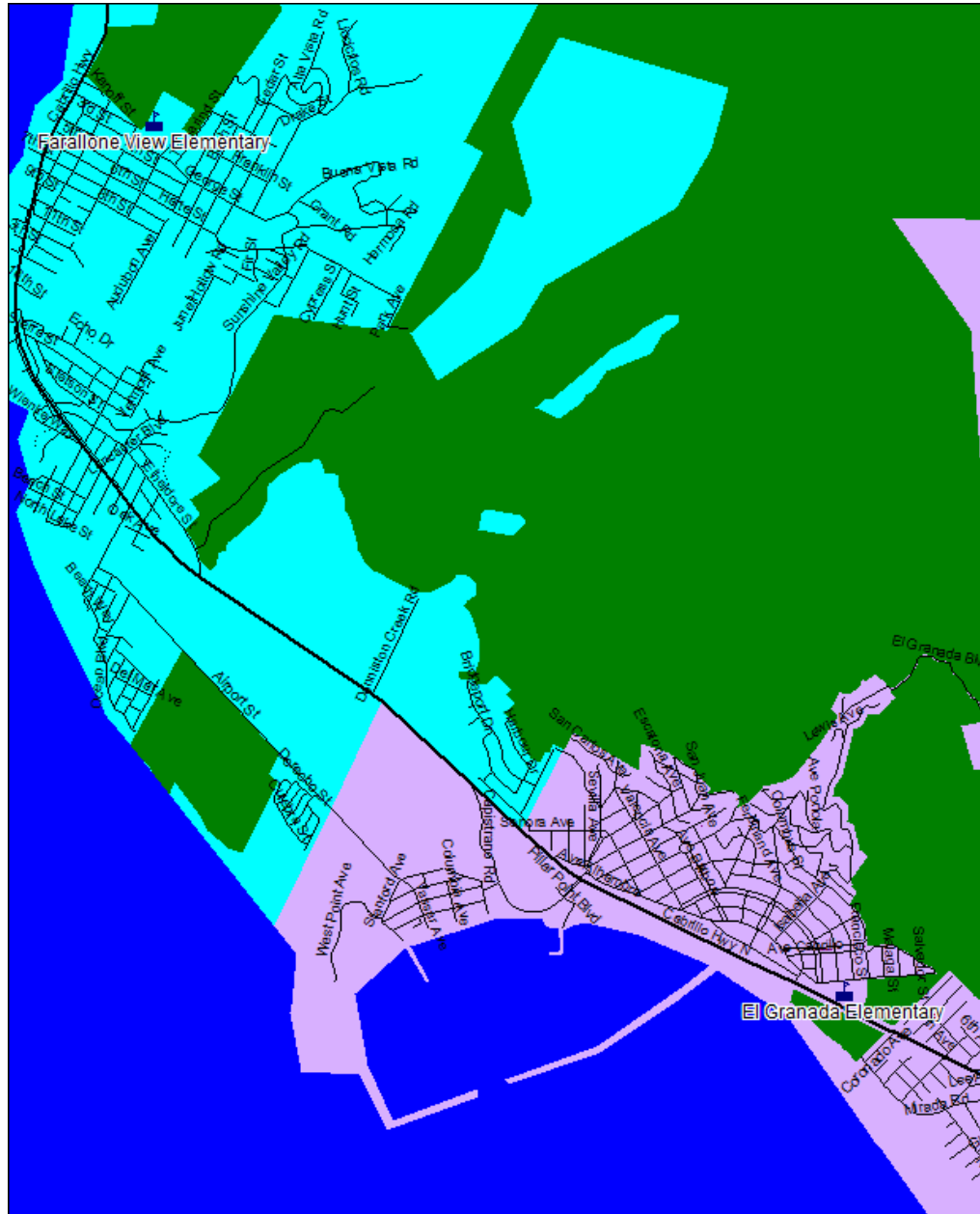
PowerPoint extract of Table 2 from 2022-23 Enrollment Forecast Update Report

School	Actual Resident Students and Enrollment part			Projected Resident Students part					
	Resident Shift from Oct. 2021	Actual October 5, 2022, TK-5 Students			Projected TK-5 Students				
		Resident Students	Attending Adjustment	Attending Enrollment	Total in October of			Change to	
				2023	2024	2025	2023	2025	
Farallone View:									
former Moonridge		NA	0						
All Other Areas		196	-31						
Total	10	196	-31	185	177	178	-11	-18	
El Granada:									
Shared Hwy. 92	4	21	0	18	18	25			
former S. Main St.		NA	30						
All Other Areas	-1	305	-40	304	296	294			
Total	3	326	-10	322	314	319	-4	-7	
Hatch:									
Shared Hwy. 92	5	24	0	21	22	29			
added S. Main St.	4	100	-36	98	92	92			
added Moonridge	-1	67	-8	64	60	63			
All Other Areas	-10	334	58	344	350	360			
Total	-2	525	14	527	524	544	2	19	
Kings Mountain	4	26	28	26	26	29	0	3	
Alternative Ed. TK-5	NA	NA	-4						
Resident TK-5 Total	1	1,073	5	1,059	1,041	1,070	-14	-3	
Inter-District TK-5	-3	5	-5	5	4	5	0	0	

Current Attendance Areas: Northwest Part of CUSD



Alternative One between Farallone View and El Granada



Alternative Two between Farallone View and El Granada



**COMPARING ALTERNATIVES ONE AND TWO BETWEEN FARALLONE VIEW
AND EL GRANADA**

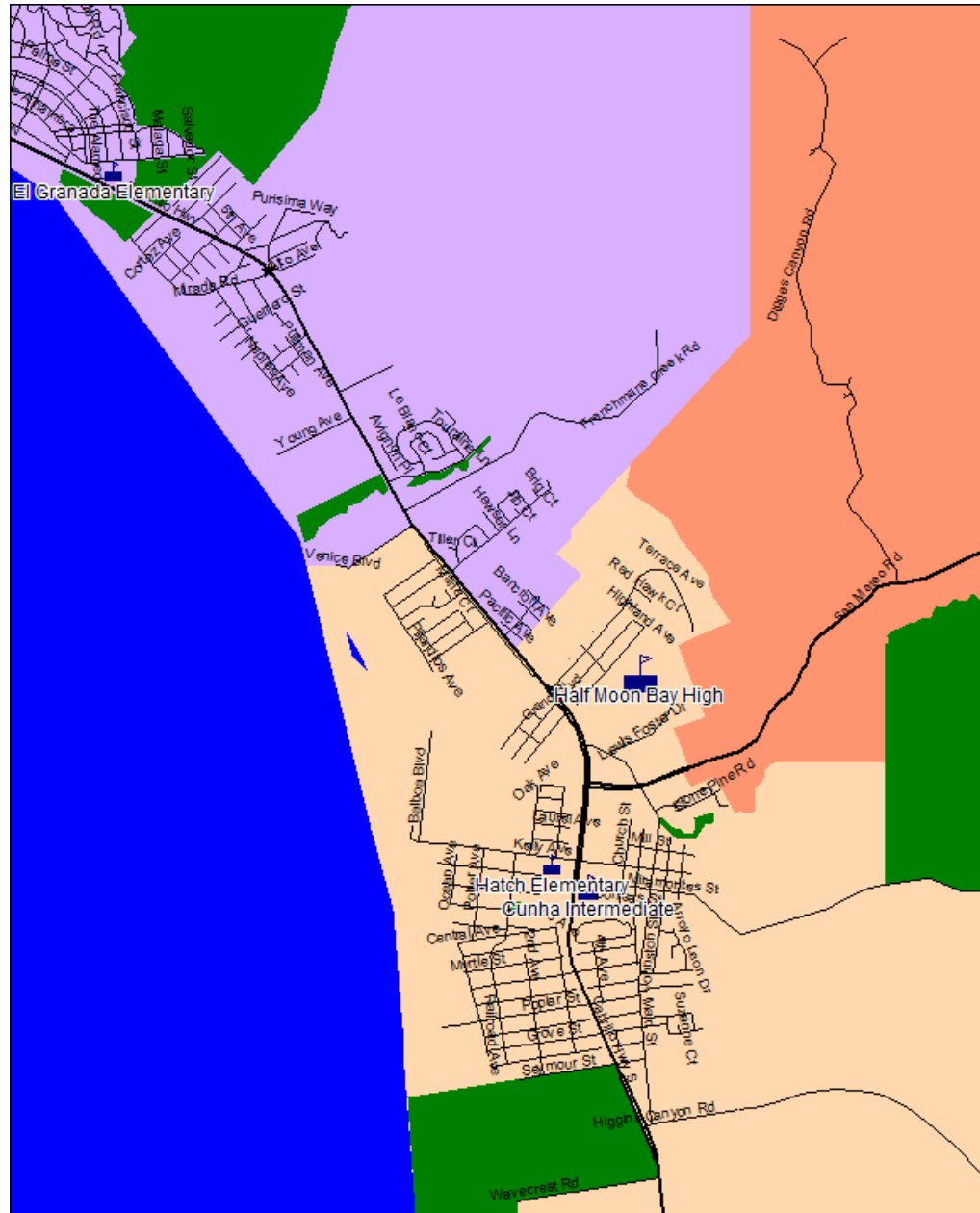
Alternative One moves the Pillar Ridge mobile home park to Farallone View while creating a cleaner boundary in Princeton. Alternative Two has all addresses on Vallejo Street that are west from Avenue Balboa, along with all addresses north of there, shifted to Farallone View, along with all address north of, but not including, Vallejo Street that are east of Avenue Balboa. This potential boundary would split fewer adjacent homes than any other new location within the El Granada community.

The enrollment results of these alternatives **without compensating shifts to El Granada** from the current Hatch area could be in the vicinities of:

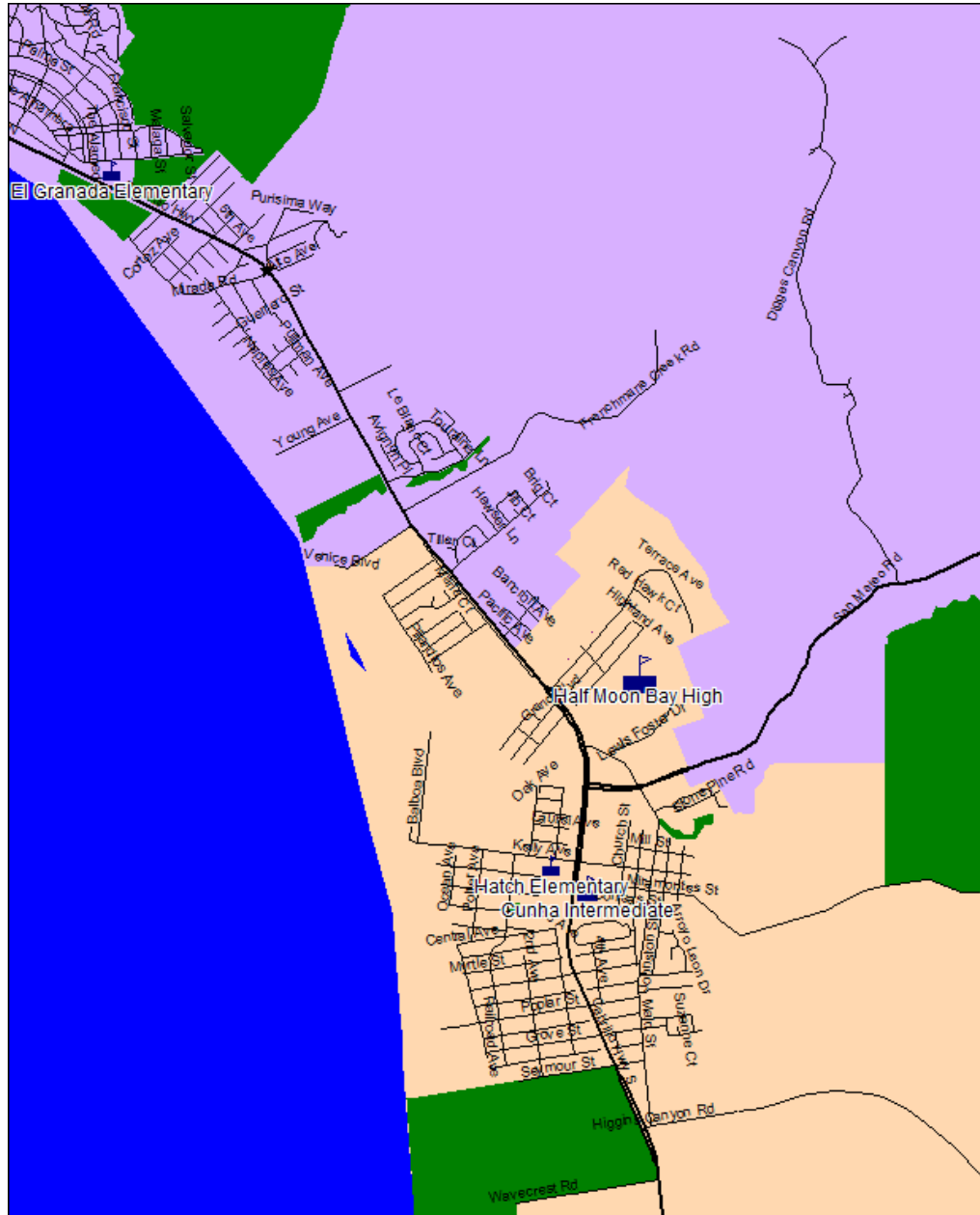
Farallone View - El Granada Alternatives	October of	Projected Approximate TK-5 Enrollments for	
		Farallone View	El Granada
Alternative One	2025	200	240
	2027	< 250	220 (or slightly more)
Alternative Two	2025	170	270
	2027	< 220	250 (or slightly more)

With any potential boundary south of Vallejo Street not appearing to be appropriate and the Alternative Two boundary only creating potential maximum Farallone View enrollments that are below 220, Alternative One is recommended.

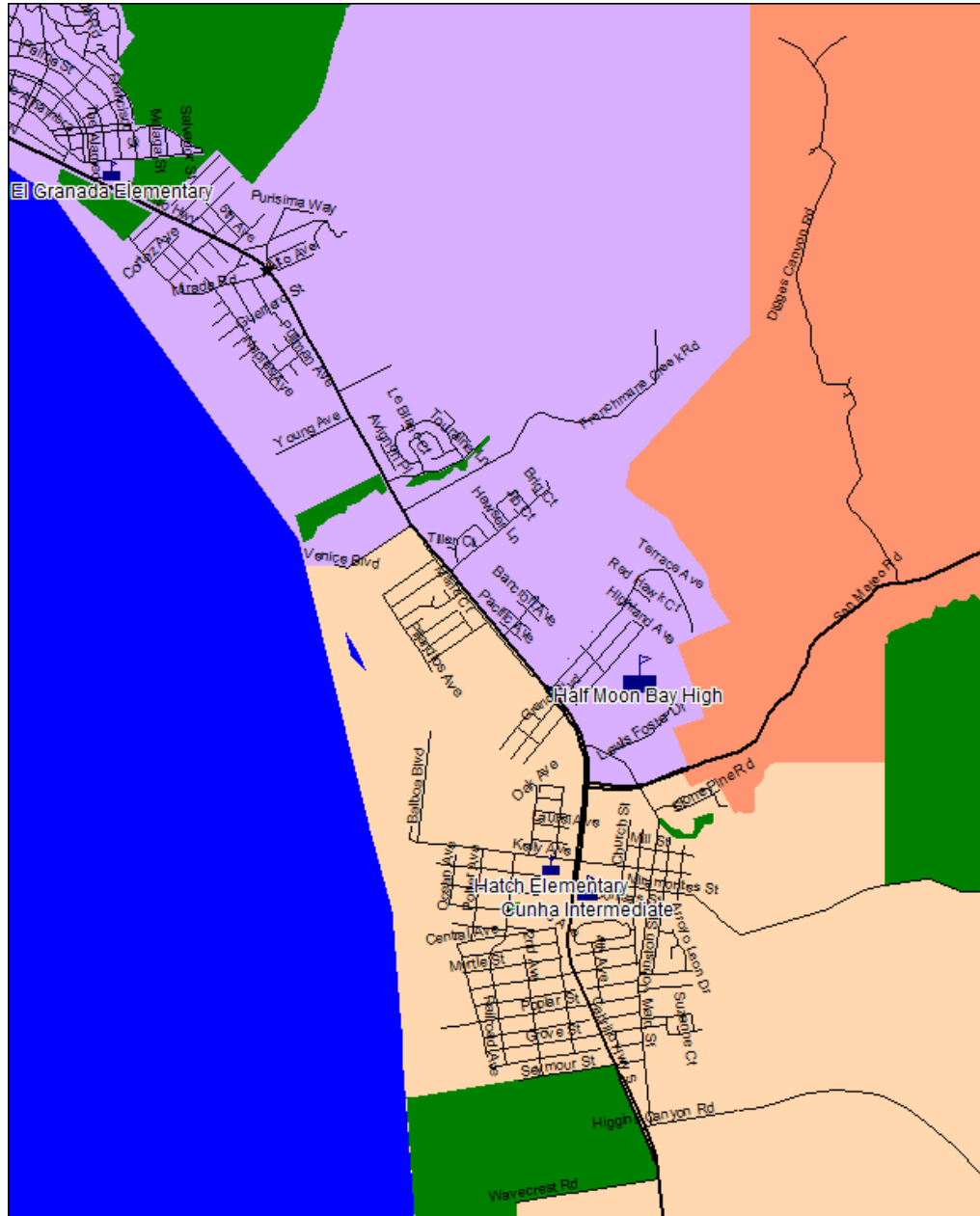
Current Attendance Areas: Central Part of CUSD



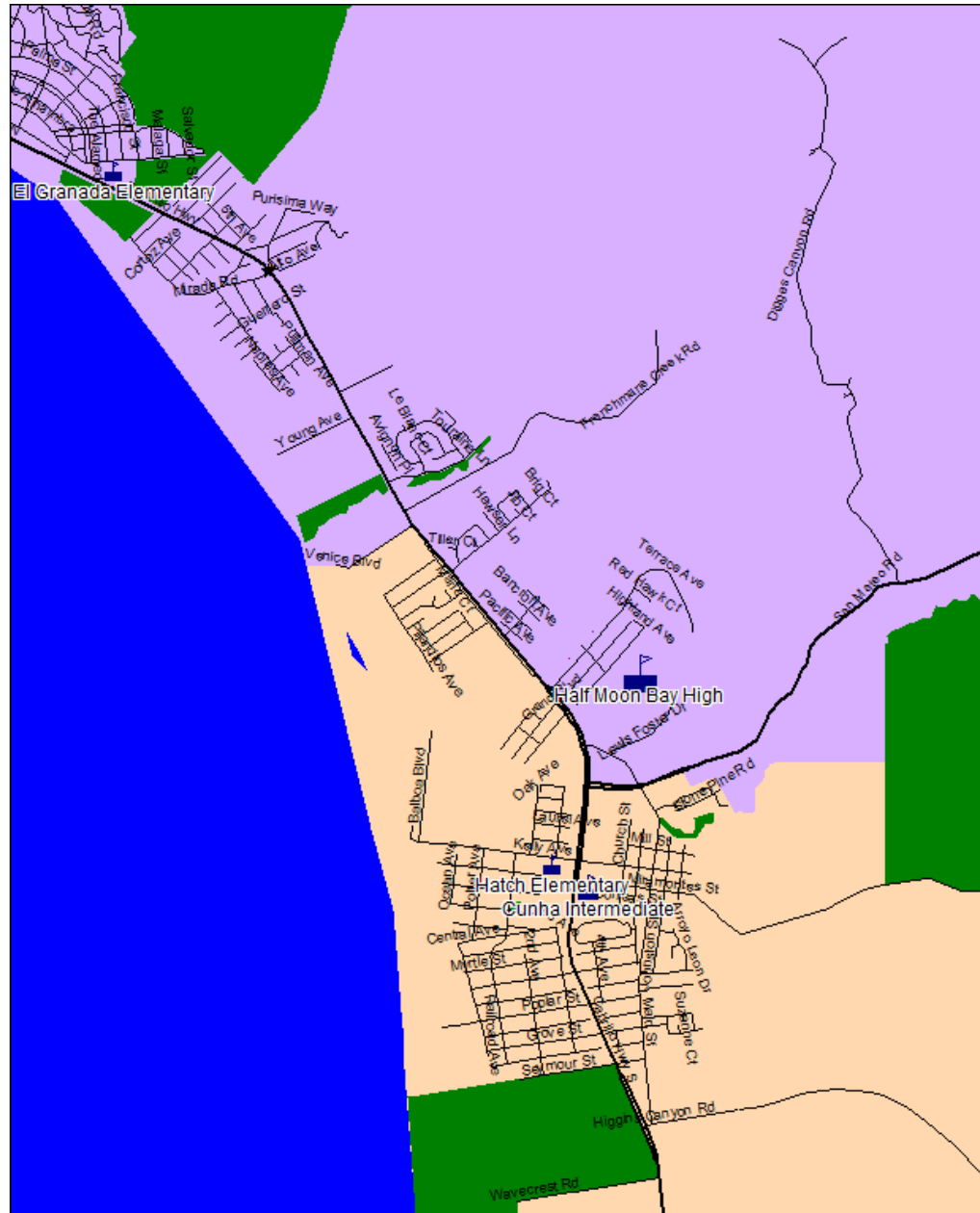
Alternative One between El Granada and Hatch



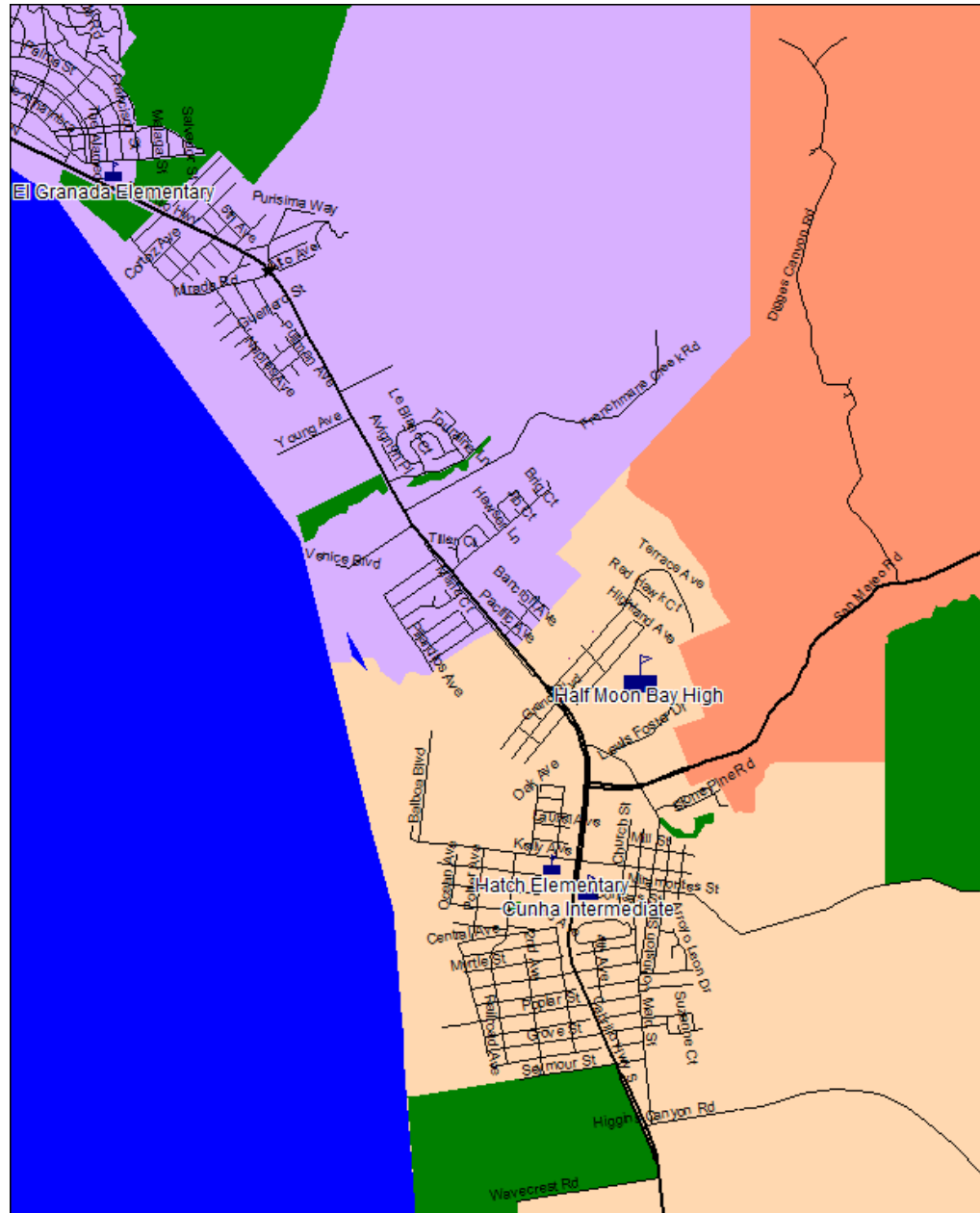
Alternative Two between El Granada and Hatch



Alternatives One and Two between El Granada and Hatch



Alternative Three between El Granada and Hatch



COMPARING ALTERNATIVES BETWEEN EL GRANADA AND HATCH

Alternative One for a Hatch-to-El-Granada shift returns the Highway 92 choice area to being assigned solely to El Granada. Alternative Two keeps the Highway 92 choice area between El Granada and Hatch, while shifting the rest of the current Hatch area that is north of Highway 92 and east of Highway 1 to El Granada. Alternative Three shifts the current Hatch area that is west of Highway 1 and north from Kehoe Avenue to El Granada.

The enrollment results of these alternatives for El Granada and Hatch, in combination with each of the two alternatives between El Granada and Farallone View, are shown on the following page.

If the District chooses the recommended Alternative One from El Granada to Farallone View, then only a combination of two of these alternatives from Hatch to El Granada may be sufficiently offsetting for El Granada, in which case I recommend the combining of Alternatives One and Two from Hatch to El Granada. If the District chooses Alternative Two from El Granada to Farallone View, then any one of these alternatives from Hatch to El Granada could be sufficiently offsetting for El Granada and in that case, I recommend Alternative One from Hatch to El Granada.

Farallone View - El Granada Alternatives	with Hatch - El Granada Alternatives	October	Projected Approximate TK-5 Enrollments*	
			Hatch	El Granada
Alternative One	Alternative One	2025	555	265
		2027	560	250
	Alternative Two	2025	570	250
		2027	575	235
	Alternatives One and Two	2025	545	275
		2027	545	265
	Alternative Three	2025	565	255
		2027	570	240
	Alternative Two	Alternative One	2025	555
2027			560	280
Alternative Two		2025	570	280
		2027	575	265
Alternatives One and Two		2025	545	305
		2027	545	295
Alternative Three		2025	565	285
		2027	570	270

* All 2027 Hatch and El Granada totals could be slightly higher depending on intra-district student numbers coming from the Farallone View attendance area, including for SDC and Dual Immersion.

**Approximate Projected Total Elementary School Enrollments for Attendance Boundary Changes of
Alternative One Between Farallone View and El Granada and
Combined Alternatives One and Two Between El Granada and Hatch**

October of	Approximate Total TK-5 Enrollments				
	Farallone View	El Granada	Hatch	Kings Mountain	Alt. Education
2025	200	275	545	50-to-60	3-to-5
2027	<250	265*	545*	50-to-60	3-to-5

* If Farallone View has less than 235 students in 2027, then El Granada and/or Hatch totals could be slightly higher that year.

Questions?